



使用说明书

Instructions for use

个人装备：救援、攀登、绳索、器材专业制造商
Personal equipment: specialist manufacturers of rescue, climbing,
ropes and fall protection devices



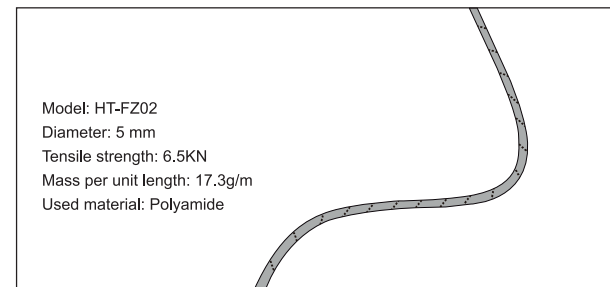
ENGLISH

Applic to static rope: HT-FZ02
Manufacturer: HOATER (Hangzhou) Safety Technology Co., Ltd.
3507, Xinghui Center, No. 723 Dayuan Road, Lin'an District, Hangzhou City, Zhejiang Province, China
Notified body for EU type examination and production control:
APAVE SUDEUROPE SAS 8 rue Jean Jacques Vernazza - Z.A.C.Saumaty-Séon - CS 60193 - 13322 MARSEILLE CEDEX 16.

This product has been manufactured specially for mountaineering and climbing. Meet the European standard EN564:2014.

This product is designed to provide protection against the danger of falling from heights.

Carefully read these instructions before using this rope



Limitations:

Please consider the following application limitations before using this equipment:

1. This product is designed for rock climbing and mountaineering only. Climbing and mountaineering are inherently dangerous, special knowledge and training is required to use this product.
2. This product only can be used in combination with other approved mountaineering and climbing equipment, and observe the corresponding guidelines.
3. The equipment shall not be used outside its limitations, or for any purpose other than that for which it is intended.
4. Ensure compatibility of all other products used with the equipment when assembled into a system.
5. The user should carry out a pre-use check of the equipment, to ensure that it is in a serviceable condition and operates correctly before it is used.
6. When combining this product with other components, the safety aspects of the products may interfere with each other. This equipment should only be used in connection with parts of personal protective equipment (PPE) bearing the CE-symbol to secure individuals against falls from heights.

Warning:

If there is any question of the products' suitability or use, stop using it.

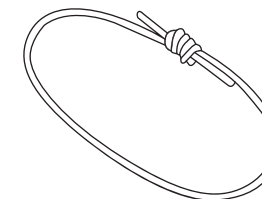
If it has been subjected to a major fall or load, it must stop using.

WARNING: Any cord can rip under exceptional conditions and influences. Its strength is diminished by wetness or icing. Sharp edges can cause the cord to rip in the event of a heavy fall. The user should replace the cord immediately if he or she has even the slightest doubts about its safety.

USE only tie accessory cords using a suitable knot (recommendation: double fisherman's knot). The length of the excess ends must be at least 8 cm. Warning: Knots can reduce the strength of an accessory cord by up to 50%! Never pull a rope directly through an accessory cord as this can melt through the cord.

As a general rule, accessory cords must be replaced immediately if they have been put under stress by a fall or if the sheath has been damaged (so that the core is

visible) or if they have been in contact with chemicals.



Rope Life:

General guidelines are:

- Professional use / Guides - 3 month-1 year
- Regular Weekend Use - 1-2 years
- Occasional Use (once in 8 weeks) - 2-4 years
- Storage/Minimal Use - 5-7 years

The total maximum life of this rope (storage before use + lifetime in use) is limited to 15 years. In good storage conditions this product may be kept for as many as 5 years before the first use without affecting its future duration in use. The working life depends on the frequency and type of use abrasion, UV exposure and humidity gradually degrade the properties of the rope.

Inspection:

Record the results of the inspection on your PPE inspection form: type, model, trade name, identification number, manufacturer contact info, dates: manufacture, purchase, first use, Reason for entry (periodic examination or repair), defects noted, repairs carried out and other relevant information, name and signature of competent person, periodic examination next due date.

In general, The inspection must include:

An inspection of the product's general condition: age, integrity, soiling proper composition.

Label inspection: Is the label present? Is the label legible? Is there a CE label? Can you read the Date of MFG?

Inspection of all individual parts for mechanical damage, e.g.: tears, rips, nicks, abrasion, deformation, ribbing, entangling, crushing.

Inspection of all individual parts for thermal or chemical damage, e.g.: melting, hardening.

Before each use visually check the condition of the sheath along the entire length of the rope. Make sure there are no cuts, burns, frayed strands, fuzzy areas, or signs of chemicals.

Stop using the rope if:

- A. The sheath is extremely fuzzy.
- B. Sheath abrasion allows the core to be visible.
- C. Lumpy, hard, or brittle spots occur.
- D. The cord has an hourglass shape, or is deformed.
- E. The cord is exposed to alkalines, oxidizing agents, bleaches or acids, or other harmful chemicals.

Hoater Guarantee:

This product is guaranteed for 3 years against any faults in materials or manufacture. Exclusions from the guarantee: normal wear and tear, modifications or alterations, incorrect storage, poor maintenance, damage due to accidents, to negligence, or to improper or incorrect usage.

Declaration of conformity:

Declaration of conformity for harness HT-FZ02 available on www.hoater.com

Instructions for repair:

The product has no repairable features hence the manufacturer does not allow any

repair that can be carried out on the product whatsoever.

Storage and transport

A) When not in use, store the product in a well-ventilated area away from extremes of temperature and to avoid all necessary preventative requirements where environmental or other factors could affect the condition of components, e.g. damp environment, sharp edges, vibration, ultra-violet degradation.

B) For transporting the rope, it should be packed in a bag of suitable size and not together with any sharp edged tools.

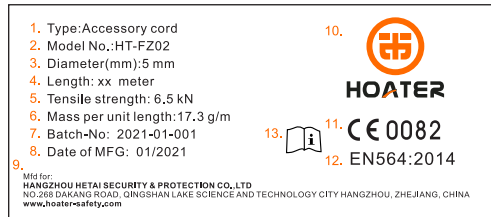
Cleaning

Hand-wash soiled products in a bathtub in lukewarm water using a mild synthetic detergent or use the gentle-wash wool programme on your household washing machine. Rinse thoroughly and leave out to dry in the shade, protected from direct sunlight (do not use a tumble drier / do not dry-clean).

Avoid all contact with chemicals, especially acids, which can destroy the product. Acid damage is not visible to the naked eye. Replace immediately any product that has been in contact with acid (e.g. car battery acid).

Marking:

The marking is stick on the outer packaging



- 1.Type of product name
- 2.Products model number
- 3.Diameter
- 4.Length
- 5.Tensile strength
- 6.Mass per unit length
- 7.Batch No.
- 8.Date of manufacture((Month(MM)and (Year)YYYY))
- 9.Manufacture information
- 10.Brand
- 11.The CE mark showing that the product meets the requirements of the Regulation 2016/425
- 12.Accessory cord CE standard
- 13.Means reading user instruction
- 14.Notified body for EU type examination and production control: APAVE SUDEUROPE SAS

CHINSESE

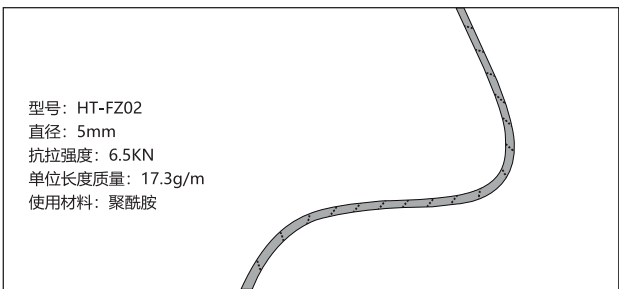
货号: HT-FZ02

制造商: 霍安克 (杭州) 安全技术有限公司
中国浙江省杭州市临安区大园路 723 号星汇中心 3507

欧盟型式检验和生产控制认证机构:
APAVE SUDEUROPE SAS
8 rue Jean Jacques Vernazza - Z.A.C.Saumaty-Séon - CS 60193 - 13322 MARSEILLE CEDEX 16.

该产品专为登山和攀登而制造。符合欧洲标准 EN564:2014。本产品旨在防止从高处坠落的危险。

在使用此绳索之前, 请仔细阅读这些说明



限制:

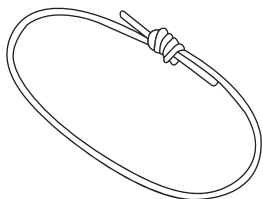
在使用本设备之前, 请考虑以下应用限制:

1. 本产品专为攀岩和登山而设计。攀登和登山本身就是危险的, 使用本产品需要特殊知识和培训。
2. 本产品仅可与其他经认可的登山和攀登设备组合使用, 并遵守相应的指南。
3. 设备不得超出其限制使用, 或用于其预期用途以外的任何目的。
4. 确保组装成系统时与设备一起使用的所有其他产品的兼容性。
5. 用户应对设备进行使用前检查, 确保设备处于可使用状态并正常运行后再使用。
6. 当本产品与其他组件结合使用时, 产品的安全方面可能会相互干扰。该设备只能与带有 CE 标志的个人防护设备 (PPE) 的部件一起使用, 以防止人员从高处坠落。

警告:

如果对产品的适用性或使用有任何疑问, 请停止使用。
如果受到重大跌落或负载, 必须停止使用。
警告 在特殊条件和影响下, 任何电线都可能撕裂。它的强度会因潮湿和 / 或结冰而减弱。锐利的边缘可能会在直接时导致电源线撕裂。如果用户对电源线的安全性有丝毫怀疑, 则应立即更换电源线。
使用 仅使用合适的结系附件绳 (建议: 双渔夫结)。多余末端的长度必须至少为 8 厘米。
警告: 结可将附件绳的强度降低多达 50%! 切勿将绳索直接拉过附件绳, 因为这可能会通过绳索融化。

作为一般规则, 如果附件软线因跌落而受到压力或护套已损坏 (以便可以看到芯线) 或与化学品接触, 则必须立即更换附件软线。



绳索寿命

- 一般指导方针是:
- 专业用途 / 指南 - 3 个月至 1 年
 - 常规周末使用 - 1-2 年
 - 偶尔使用 (8 周一次) - 2-4 年
 - 储存 / 最少使用 - 5-7 年

该绳索的总最长使用寿命 (使用前的存储 + 使用期限) 限制为 15 年。在良好的储存条件下, 该产品在首次使用前可保存长达 5 年, 而不会影响其未来的使用期限。使用寿命取决于使用的频率和类型 磨损、紫外线照射和湿度会逐渐降低绳索的性能。

检查

在您的 PPE 检查表上记录检查结果 类型、型号、商品名称、识别号、制造商联系信息、日期 制造、购买、首次使用、进入原因 (定期检查或维修)、发现的缺陷、进行的维修及其他相关信息, 主管人姓名及签名, 定期检查下一个到期日。

一般, 检查必须包括:

- 检查产品的一般状况: 年龄、完整性、污染成分。
标签检查: 标签是否存在? 标签是否清晰? 有 CE 标签吗? 你能读懂 MFG 的日期吗?
检查所有单个零件是否有机械损坏, 例如: 撕裂、裂口、划痕、磨损、变形、罗纹、缠结、压碎。
检查所有单个零件的热损伤或化学损伤, 例如: 熔化、硬化。

每次使用前, 目视检查整个绳索长度的护套状况。确保没有割伤、烧伤、磨损的股线、模糊区域或化学品迹象。如果出现以下情况, 请停止使用绳索:

- A. 护套非常模糊。
- B. 护套磨损使核心可见。
- C. 出现块状、硬质或脆性斑点。
- D. 绳索呈沙漏状, 或变形。
- E. 电源线暴露在碱、氧化剂、漂白剂或酸或其他有害化学物质中。

Hoater 保证

本产品质保 3 年, 不会出现任何材料或制造缺陷。保修范围不包括 正常磨损、修改或更改、不正确的存储、维护不善、由于事故、疏忽或不正确或不正确的使用造成的损坏。

符合性声明

可在 www.hoater.com 上获取线束 HT-FZ02 的符合性声明

维修说明:

该产品没有可修复的功能, 因此制造商不允许对产品进行任何维修。

储存和运输:

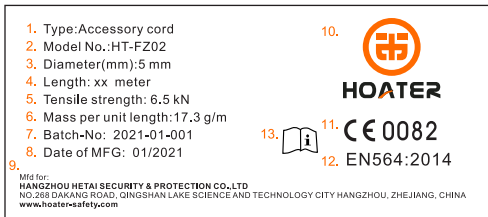
- A) 不使用时, 将产品存放在通风良好的地方, 远离极端温度, 并避免环境或其他因素可能影响组件状况的所有必要预防要求, 例如潮湿环境、锋利边缘、振动、紫外线降解。
- B) 运输绳索时, 应装在大小合适的袋子中, 不要与任何锋利的工具一起运输。

打扫:

用温和的合成洗涤剂在浴缸中用温水手洗弄脏的产品, 或使用家用洗衣机上的温和洗涤羊毛程序。彻底冲洗并在阴凉处晾干, 避免阳光直射 (不要使用滚筒烘干机 / 不要干洗)。
避免与化学品接触, 尤其是酸, 它们会损坏产品。肉眼看不到酸损伤。立即更换任何接触过酸的产品 (例如汽车电池酸)。

打标:

标记贴在外包装上



- 1.产品名称类型
- 2.产品型号
- 3.直径
- 4.长度
- 5.抗拉强度
- 6.单位长度质量
- 7.批号
- 8.生产日期 ((月 (MM) 和 (年) YYYY))
- 9.制造信息
- 10.品牌
- 11.CE标志表明产品符合Regulation 2016/425的要求
- 12.附件线CE标准
- 13.读取用户说明书的方法
- 14.欧盟型式检验和生产控制认证机构: APAVE SUDEUROPE SA

识别及保修证书 Identification and warranty certificate	
产品类型: Product type	
产品型号: Product number	
制造年份: Year of manufacture	
购买日期: Purchase date	
购买自: Purchased from	
首次使用日期: Date of first use	
监管者: Regulators	
使用者: User:	
公司机构: Company	
注释: Comments	
本文件附属于本产品或使用系统 This documentation should be issued with and kept for each item or system	

定期检查 / 每 3 个月例行检查 Regular inspection/routine inspection every 3 months			
日期 Date	结果 Decision	检查者 Inspector	下次检查日期 Next inspectiong
本文件附属于本产品或使用系统 This documentation should be issued with and kept for each item or system			